

# 1976 International<sup>®</sup> Scout Terra<sup>™</sup>

**Scout<sup>®</sup> the America others pass by**



INTERNATIONAL HARVESTER



# **1976 International Scout Terra. The only midsize pickup on the market— a real packhorse for work and pleasure.**

Getting to the America others pass by is routine work for the International Scout Terra—the pickup that offers the right balance of looks and practicality. Terra has packhorse capability because it has a 6-foot bed to load your gear plus 11 cubic feet behind the front seat. And Terra's selective 4-wheel drive plus performance-engineered suspension tames any terrain.

But Terra is an ideal commuter or delivery vehicle as well. It offers a smooth-riding 118-inch wheelbase and the practicality of standard 2-wheel drive.

Terra's balanced design makes it good looking and fun to drive.





# Selective 4-wheel drive gets it done when the going gets tough.


Scout® the America others pass by with selective 4-wheel drive on your Terra. Four-wheel drive lets your Terra pack a ton of camping equipment into hunting/fishing country, drive to a remote beach with surfing gear or pull a boat down to a river in the canyon. Scout Terra with 4-wheel drive gives you the best of two worlds — work and play.



**Dashboard-mounted 4-wheel drive makes switching over easy.**

Order selective 4-wheel drive with automatic-locking hubs, and you can engage it from inside the Terra. When you're not using 4-wheel drive, there's less wear on front-drive components, and you save gas because the engine doesn't turn mechanical parts in the front axle.

**Two-speed transfer case increases operating range of your selective 4-wheel drive.**



A two-speed transfer case provides high and low 4-wheel drive ranges and a power-takeoff opening for operating accessory equipment.



Let Terra's tough 4-wheel drive take you off the road to where the good trails begin.



Terra has the versatility to be practical for work or off the road.



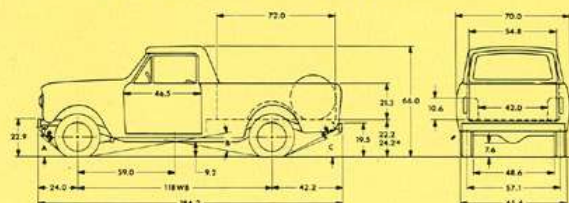
Having fun or hauling hands, Terra's 6-foot bed and 2,000-pound weight capacity let you carry a lot of cargo.



# Scout Terra: ruggedness and comfort... takes it tough'n easy.

Terra is designed, engineered and built to stand up to the toughest kind of driving and still deliver comfort, stability and endurance. Sixteen items are incorporated as standard features of the '76 Terra: dual chrome door-mounted mirrors, chrome front and rear bumpers, manual-locking hubs (4x4), cigar lighter, dual electric horns, courtesy lights, parking brake warning light, dome light, chrome wheel covers, tinted glass, front floor mat, cargo area light with dash-mounted switch, one-third/two-thirds front seat, day/night rearview mirror, increased cooling, undercoating. The illustration shows the features that make Scout Terra what you expect from a hard-working, hard-playing pickup.

Model	4 x 4	4 x 2
Wheelbase	118"	118"
Overall Length	184.2"	184.2"
Overall Width	70"	70"
Tailgate Opening	54.8"	54.8"
Front Tread	57.1"	57.1"
Rear Tread	57.1"	57.1"
Ground Clearance (minimum)	7.6"	7.6"
Turning Diameter (to outside of tire)	38'10"	38'10"
Turning Diameter (to clear bumper)	40'5"	40'5"
Cargo Capacity	2000 lb.	2000 lb.
Chassis wts. (front) (w/std. equip.)	2195 lb.	2104 lb.
Chassis wts. (rear) (w/std. equip.)	1636 lb.	1620 lb.
Chassis wts. (total)	3831 lb.	3724 lb.



- A Angle of Approach 44° Shackles 49° Bumper
- B Ramp Breakover Angle = 20°
- C Angle of Departure 26° w/o Bumper 22° w/ Bumper

- NOTES:
1. Unless otherwise specified, the dimensions shown are at standard GVW load.
  2. \* Denotes unloaded.

Direct-reading gauges include: temperature, ammeter, speedometer, oil pressure and fuel. All located in front of driver for easy visibility.

Dash-mounted courtesy lights.

Cargo light for night loading or unloading is standard.

Spacious cargo area is 72 in. long and 54.8 in. wide, with 2000 lb. capacity.

All-steel fuel tank has 19-gallon capacity.

Rust-resistant, sound-deadening undercoating is standard.

118in. wheelbase gives smooth ride.

Choice of engines: economical Comanche 4-cylinder 196, Comanche 304-cu.in. V-8 or the big 345-cu.in. V-8. Operate on lead-free, low-lead or regular fuel.

Three-pass aluminized muffler for quiet operation and durability.

Rugged full-length steel box frame.

Power disc front brakes for fade-resistant, sure braking under all conditions.

Long leaf springs with six leaves front, four leaves rear, providing a 6200lb. gross vehicle weight rating.

Increased cooling for optimum engine operating temperatures under all conditions.

38ft. 10in. turning diameter.

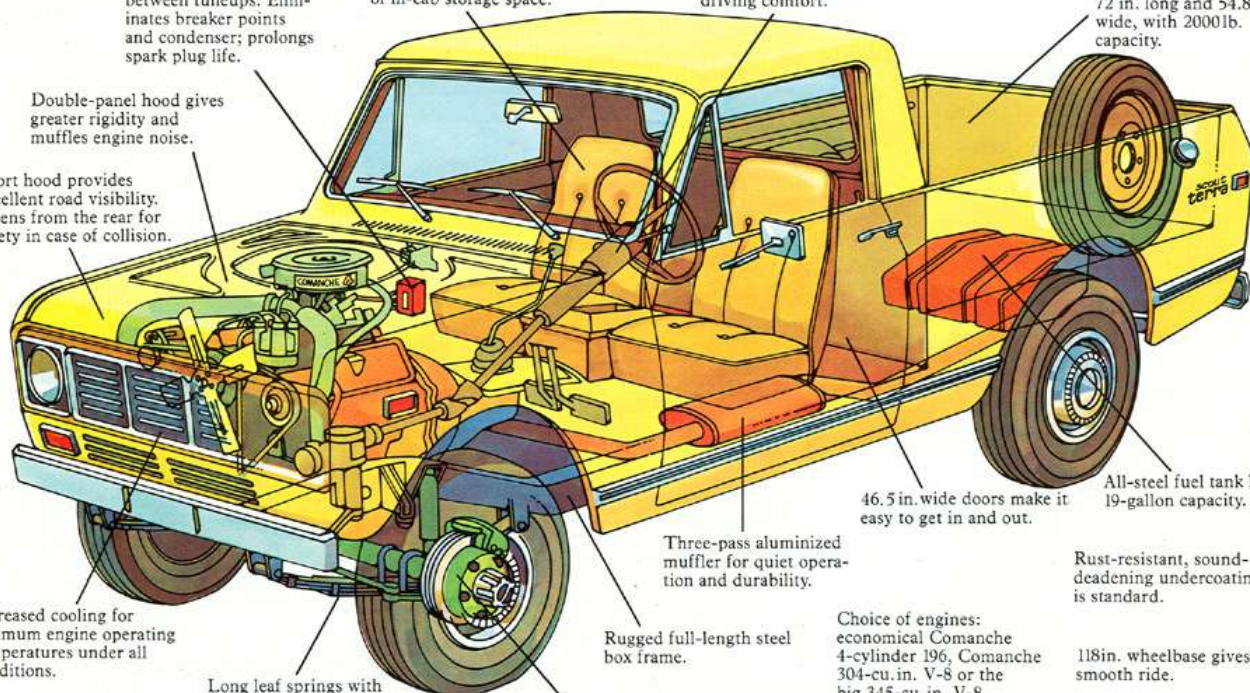
Short hood provides excellent road visibility. Opens from the rear for safety in case of collision.

Double-panel hood gives greater rigidity and muffles engine noise.

New electronic ignition system means quick starts and longer periods between tuneups. Eliminates breaker points and condenser; prolongs spark plug life.

Front seat folds forward from passenger side for easy access to 11 cu.ft. of in-cab storage space.

Optional seven-position steering wheel allows easy entrance and exit and adjusts for personal driving comfort.





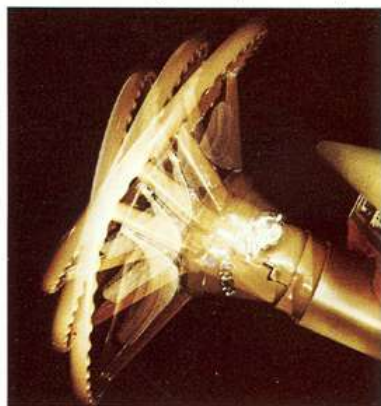
# Scout Terra options and accessories to match the way you like to get it done.

Customize your Terra to suit your way of life. Whether you want to add personality or even more practicality to your vehicle, International offers a wide range of options for show or go.



Chrome-plated wheels and radial tires. Chrome-slotted rims with chrome lug nuts, chrome rear axle end plates and steel-belted radial tires really set off your Scout.

Trailer tow package. A must for heavy towing needs. Package includes 61-amp alternator; 72-amp, 12-volt battery; six-way trailer wiring harness; heavy-duty flasher, and Class III equalizer hitch to easily tow up to 5000 pounds. V-8 engine and 4-speed or automatic transmission are required. (Not shown)



Power steering. Helps you get Terra in and out of tight spaces. A seven-position steering wheel adjusts to suit any driver and makes getting in and out of the Terra easier.




Electric winch. Adds a whole new dimension of practicality. Has up to 8000 pounds of pull and comes with 150 feet of steel cable with hook. (Dealer installed.)



Floor console fits models with bucket seats. Stock food, beverages or personal belongings. Includes a convenience tray and lockable storage compartment.



Heavy-duty step bumper with trailer hitch. You can tow up to 2000 pounds, and it's easier to load and unload cargo bed.

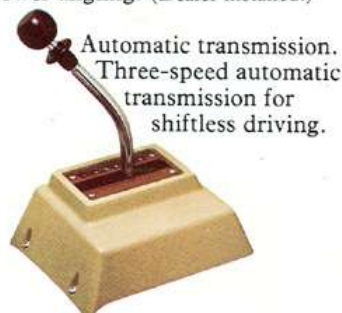


Pickup rails add a decorative touch and are useful as tie-downs. (Dealer installed.)

Swing-away mirrors are below eye level for rear visibility without obscuring driving vision. Includes 4" extensions for towing applications.



Snowplow. Electrically operated in two versions: 1. Power lift, manual angling. 2. Power lift, power angling. (Dealer installed.)



Automatic transmission. Three-speed automatic transmission for shiftless driving.



# Color.comfort.style. Perk up your pickup.

Get the kind of interior that suits your personal taste and meets your practical requirements. Choose from five interior trim colors in durable nylon or leatherlike vinyl. Or add bucket seats for sporty styling and lateral support.

**A. Standard interior.** Gives you plenty of leg, head and shoulder room. Deep cushioned vinyl seat is upholstered in long-wearing, cool-looking Tanbark vinyl. Instrument panel is located neatly in front of the driver for easy reading and includes a temperature gauge, oil pressure gauge, speedometer, fuel gauge and ammeter. You also get padded swing-away sun visors and armrests, breakaway mirror and roomy glove compartment.


**Deluxe interior (not shown).** Everything you get in the Standard, with these color-keyed extras: interior door trim panels, vinyl transmission cover, shift tower, vinyl floor mat, and a 1/3-2/3 front seat in vinyl and nylon.

**B. Custom interior.** Color keyed throughout. Thick nylon carpeting for floor and kick panels. Front seat covered with easy-clean nylon trimmed with rich vinyl. Padded woodgrain vinyl door panels. Custom steering wheel with padded horn ring and vinyl column boot. Woodgrain insert on shift console.

**C. Bucket seats.** Available as an option with standard, Deluxe and Custom interiors. Terra bucket seats are specially contoured and have thick foam padding on seat and back for comfort and support. Both buckets tilt forward for easy access to in-cab storage space from either side. And for added convenience you can order factory- or dealer-installed console which includes a convenience tray, lockable compartment. (Shown in opt. vinyl saddle.)

**D. Extra storage space.** Front seat folds forward for easy access to generous 11 cubic feet of in-cab storage space. Provides lockable area for packages and valuables or more room for camping gear and equipment.

## Interior trim.



## Exterior colors.





## Specifications

Series/Scout Terra	4 x 2		4 x 4	
GVW Ratings (lb.)	6200		6200	
	STANDARD	OPTIONAL	STANDARD	OPTIONAL
Engines	4-Cyl. V-8	4-296 V-8 304, V-8 345	4-296 V-8 304, V-8 345	V-8 304, V-8 345
Clutch	11" Angle Link	11" Angle Link H.D.	11" Angle Link	11" Angle Link H.D.
Front Suspension	Type	FA-3 Tubular Steel	F-44 Driving Hypoid Single Reduction	
	Axle Cap. (lb.)	3200	3200	3200
	Springs-Cap. (lb.)	3100	3200 H.D.	3200 H.D.
	Shock Absorbers	1" Diam.	1 1/4" Diam.	1 1/4" Diam.
	Stabilizer Bar	Front	Front	Front
Rear Suspension	Asse Type	Semifloating	Semifloating w/Trac-Lok	Semifloating w/Trac-Lok
	Asse Cap. (lb.)	3500	3500	3500
	Ratios	4.09 3.54	4.09	3.07 3.54
	Springs-Type	Steel Leaf	Steel Leaf	Steel Leaf
	Springs-Cap. (lb.)	3100	3100	3100
	Shock Absorbers	1" Diam.	1 1/4" Diam.	1 1/4" Diam.
Brakes	Front/Rear	Power Disc/Drum		Power Disc/Drum
Electrical	Battery (amp.)	55	72	55
	Alternator (amp.)	37	61	37
Fuel Tank	Nominal Capacity (gal.)	19	19	19
Steering	Type	Manual	Integral Power	Manual
Transmissions	3-Speed Manual	4-Speed Manual Synchronesh (Wide or Close Ratio)	3-Speed Manual Synchronesh	4-Speed Manual Synchronesh (Wide or Close Ratio)
		3-Speed Automatic		3-Speed Automatic
Transfer Case			Single-Speed "Silent Drive"	2-Speed Gear Drive
Tires	Tubeless Tires-Size	H78x15 LRB	H78x15 PC Mud & Snow HR78x15PC Radial WSW	H78x15PC HR78x15PC Mud & Snow HR78x15PC Radial WSW

## 1976 Terra Towing Recommendations

### Trailer Specifications

Class	I	II	III
Loaded Trailer Weight	Up to 2000 lb.	2000 lb. to 3500 lb.	3500 lb. to 5000 lb.
Max. Gross Combined Weight	6700 lb.	7200 lb./8200 lb.	10,000 lb.
Trailer Hitch Type	H.D. Scep Bumper	Equalizer Type	Equalizer Type
Max. Tongue Load	300 lb.	15% of Gross Trailer Weight	15% of Gross Trailer Weight
Engine	V-8 304	V-8 345/V-8 304	V-8 345
Transmission (Automatic)	T-407	T-407	T-407
Transmission (Manual)	T-33L, 3-Speed w/Heavy-Duty Clutch	T-428 Close Ratio 4-Speed w/Heavy-Duty Clutch	T-428 Close Ratio 4-Speed w/Heavy-Duty Clutch
Axle Ratio	3.07 w/Auto 1.54 w/Manual	3.07/3.54	3.54
Tires	H78x15 LRB Standard	H78x15 LRB Standard	HR78x15 LRB
Standard GVWR (lb.)	6200	6200	6200
Front GAWR (lb.)	3100	3100	3100
Rear GAWR (lb.)	3100	3100	3100
Electrical Battery	55 amp. hr. Standard 37 amp. Recommended	72 amp. hr. w/Towing Pkg. 61 amp. w/Towing Pkg.	72 amp. hr. w/Towing Pkg. 61 amp. w/Towing Pkg.
Alternator 5-Way Wiring	Standard	Standard	Standard
Heavy-Duty Closed Cooling System	Standard	Standard	Standard
Power Brakes (Disc Front)	Standard	Standard	Standard
Power Steering	Not Required	Recommended	Recommended

### Engine Specifications

Engine Specifications*	Comanche 4-196	Comanche V-8 304	V-8 345
Displacement (cu. in.)	296	304	345
Bore & Stroke (in.)	4 1/8-3 1/2	3 1/8-3 1/2	3 1/8-3 1/2
Compression Ratio	8.02 to 1	8.19 to 1	8.05 to 1
SAE Net Horsepower @ rpm	86 @ 3800	144 @ 3600	163 @ 3600
SAE Net Torque (lb.-ft.) @ rpm	157 @ 2200	247 @ 2400	292 @ 2000

\*Dual exhaust standard on all V-8 engines.







## 1976 International Family of Scouts



**Scout II**



**Scout Traveler**



**Scout Terra**



**INTERNATIONAL  
SCOUT TERRA**

Specifications, descriptions, drawings and illustrative material in this literature are as accurate as known at time of publication but are subject to change without notice. Photographs and illustrations may include optional equipment and accessories and may not include all standard equipment.